



SWARNPRASTHA PUBLIC SCHOOL

**HOLIDAY HOMEWORK
SESSION: 2024-25**

NAME: _____

CLASS & SEC: _____

ROLL NO. : _____

SUMMER



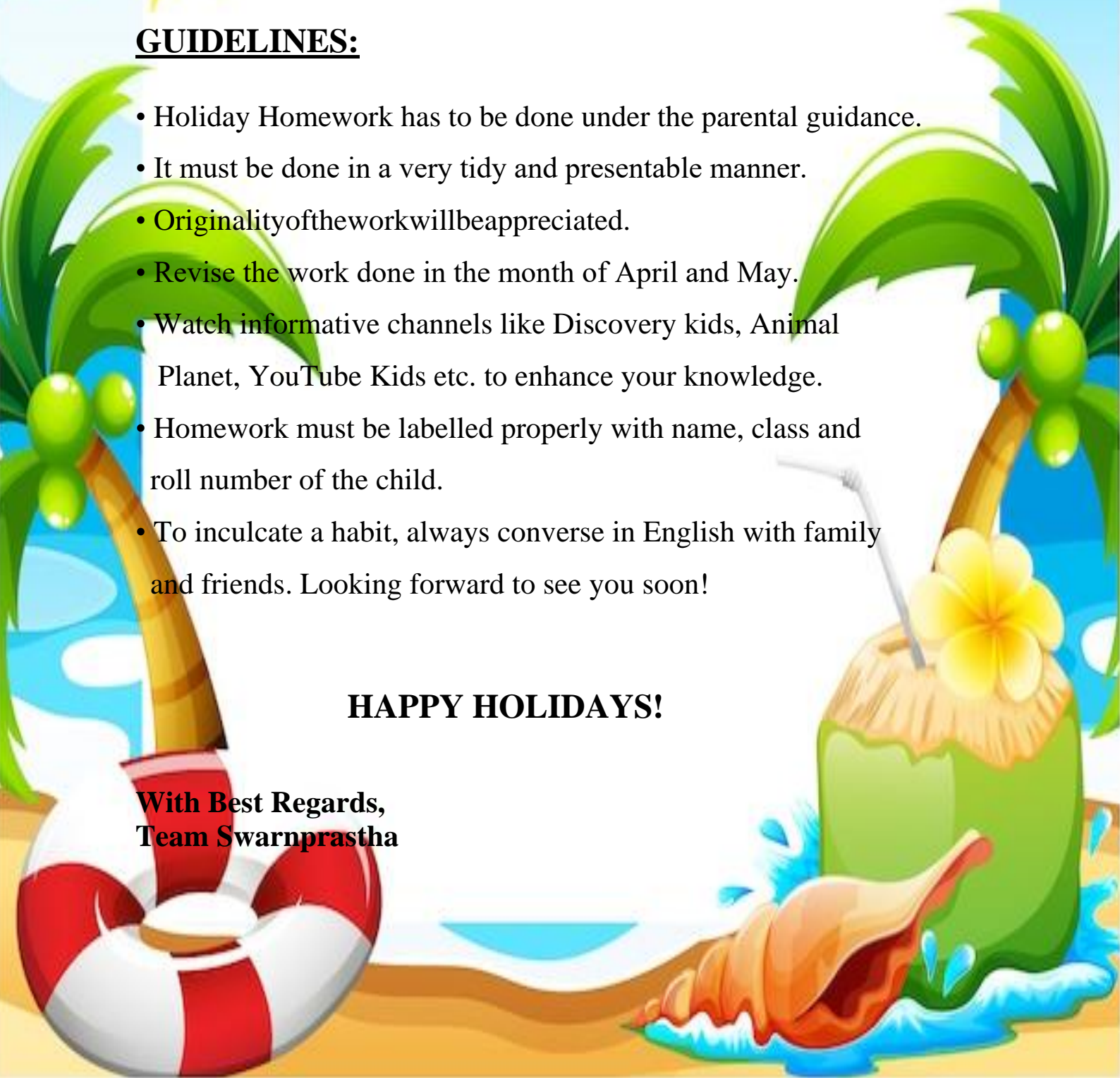
Summer, Summer, Is almost here,
Time for fun, And swimming gear.
Trips to the beach, Are always such fun,
Along with baseball, And games where we run.
Summer, Summer, Is almost here,
I can hardly wait, Let's give a big CHEER!

GUIDELINES:

- Holiday Homework has to be done under the parental guidance.
- It must be done in a very tidy and presentable manner.
- Originality of the work will be appreciated.
- Revise the work done in the month of April and May.
- Watch informative channels like Discovery kids, Animal Planet, YouTube Kids etc. to enhance your knowledge.
- Homework must be labelled properly with name, class and roll number of the child.
- To inculcate a habit, always converse in English with family and friends. Looking forward to see you soon!

HAPPY HOLIDAYS!

**With Best Regards,
Team Swarnprastha**



Activity 1:

Let's make a beautiful night cloud

Fill in the clouds by dabbing the black colour using cotton balls. Then, paste star stickers to make a beautiful night scene.



Activity 2:

Explore and learn

Visit the park and collect any 5 leaves, do the printing and make beautiful trees. (Sample is attached)




A large, empty rectangular area with rounded corners, intended for the child to draw or print their trees.

Activity 3:

The Wise Owl

Paste pencil shavings to bring my feathers back and do outline with colourful sketch pens & decorate the sheet.

- Collect the pencil shavings.
- Use waste pencil shavings to make feathers of the owl.
- Do this activity in the last week of the June month.





Activity 4:

Fun With Shape

Make an object which is circle in shape using colorful sheet and decorate it with your own creativity. **Paste the object in the given space.**







(Here are few examples given for your reference).



Activity 5:

Summer Season

Colour the clothes that you wear in summer season.



Story Time

Dear Parents,

Please read the “**Story of Water**” mentioned below. After reading the story, discuss with your child the importance of WATER in our life.


Story of Water



Once upon a time there lived a family together on a planet called EARTH.

Mother Earth had two sons Hydro and Hydra, who fought for every little thing. She also had a little daughter named Oxy, who was very sweet and loving.

Oxy loved her brothers and often told them not to fight, but they did not listen to her at all. One day uncle Sun came to visit them, and was surprised to see Hydro and Hydra fighting.



Uncle Sun said good children should not fight because when you are together you are happy. You can also spread joy and happiness around you. They understood what uncle Sun explained to them and came together, joined their hands and started dancing. Suddenly! A miracle happened, it started raining...




Moral of the story: - “Water is a necessity! Water is important! Water is life!”

Activity 6:

Creative Fun

Colour the picture and paste red **bindis** to make a beautiful apple tree.



Fun At Home With Following Activities

BONDING TIME


- Do yoga together
- Making bed together
- Cleaning together
- Helping in kitchen
- Show gratitude



MIRROR ACTIVITY

Let every child look himself / herself in the mirror, observe and enjoy different facial expressions in the mirror.

(Parents are requested to accompany them in this activity.)



SHADOW ACTIVITY

Let every child experience the delight of playing with the shadows during different times of the day.

MUSIC OF NATURE

Let's listen to the sounds of birds in the evening and distinguish among the different sounds.





Here are few links that will help kids to learn the sounds of letters in a fun and interactive way.

(Kindly help your child to listen and practice).

- <https://youtu.be/QifDfRCHe0w?feature=shared>
- <https://youtu.be/R2frizrC5Jg?feature=shared>
- <https://youtu.be/9C1qj06xduo?feature=shared>
- https://youtu.be/4Egx_jg-j8w?feature=shared

Homework Related To Worksheet Book

Dear Parents

Kindly help your ward in completing the following pages from the worksheet booklet.

- ❖ Art and Creative- Complete worksheet no. 9,10
- ❖ Pattern Writing-Complete worksheet no.18,20
- ❖ English-Complete worksheet no. 24,26
- ❖ Maths-Complete worksheet no. 92-96
- ❖ Ev.S-Complete worksheet no.145,146,159

My Special Day With Dad

“Father’s Day Sunday , 16 June, 2024”



**“My Dad is so special, he is strong and smart,
Thats why I love him so much with all my heart!!
Happy Father’s Day!!”**

Fun Activity with Dad: Make watermelon popsicles (chuski)

Ingredients

- 1 glass watermelon juice
- ½ lemon juice
- sugar powder (if required)



How to make:

(Note : Children can take their mom’s help in doing the activity).

- Remove seeds from the watermelon and grind to extract its juice and sieve it.
- Add lemon juice to it and mix well.
- Add sugar powder (if required).
- Mix and pour in *kulfi* moulds.
- Freeze for at least 3 hours and it is ready.

Enjoy the mouthwatering chuski with your dad and have fun!!

*Enjoy
your
summer*

*Here is a holiday homework pocket
for your children*

Dear Parents

Please note:-

- *Spend some quality time with your kids.*
- *Take them to the places where they can explore and learn new things.*
- *Involve your child in household chores like laying the table, watering the plants, arranging their toys, cleaning of cupboards etc.*
- *Encourage your ward to cultivate the habit of reading, share the toys and things with siblings and friends, respect and help elders at home.*
- * Make them use magical words:*

SORRY, PLEASE, EXCUSE ME, THANK YOU